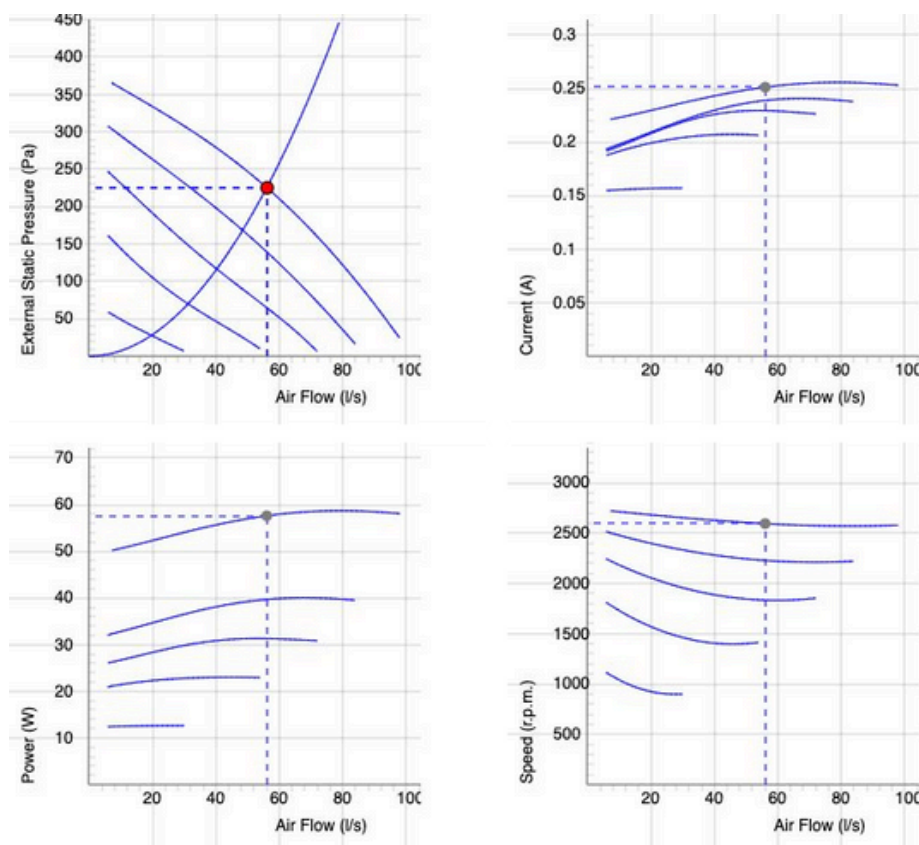


LPKB 125 C1



- Low profile duct fan with circular connections. A small and useful duct fan which are
- perfect for spaces with minimum height clearance.
- With one connection on the inlet side. High capacity and efficiency with low sound levels. Operational in both 50 and 60 Hz. Impeller with backward curved blades. The external rotor motor has maintenance-free sealed ball-bearings. Integrated motor protection. Junction box has enclosure class IP 54. For speed control a transformer or electronic speed controller can be connected. Fan housing is manufactured from galvanized sheet steel. Duct connections are equipped with rubber seals. The fan is intended to be installed in a duct system. A duct connected fan can be installed outside or in damp environments. The mounting brackets simplify installation in any position. To comply with the ErP 2018 regulation, a local demand controller must be used.

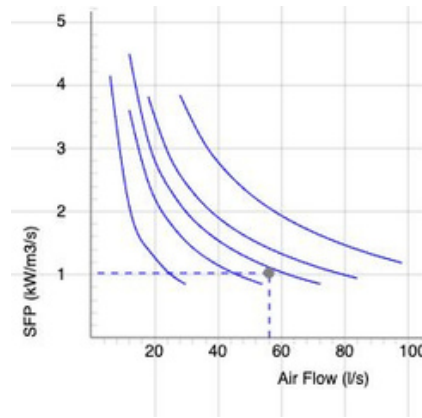
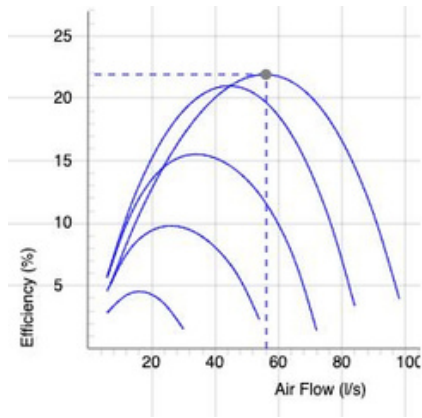
DIAGRAMS



Data

Air Flow (l/s) 56	External static pressure (Pa) 225	Power (W) 57.6	Speed (r.p.m.) 2594	Current (A) 0.251	Voltage (V) 230
----------------------	--------------------------------------	-------------------	------------------------	----------------------	--------------------

DIAGRAMS

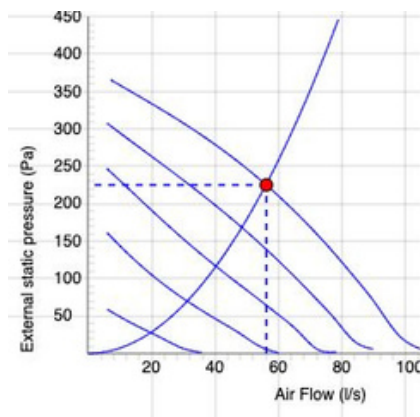


DATA

Efficiency (%)
21.9

SFPv (kW/m³/s)
1.03

SOUND DATA



	Tot	63	125	250	500	1k	2k	4k	8k
Inlet Lw dB(A) Outlet	68	51	61	63	64	56	53	50	46
Lw dB(A) Surrounding	70	54	60	63	65	62	58	55	47
Lw dB(A) Surrounding	53	32	37	48	49	45	40	34	31
Lp dB (A) 20m ² Sabine, hemispherical 3m	46								

Data - SOUND

Air Flow (l/s)	External static pressure (Pa)	Power (W)	Speed (r.p.m.)	Current (A)	Efficiency (%)	SFPv (kW/m ³ /s)	Voltage (V)
56	225	57.6	2594	0.251	21.9	1.03	230

TECHNICAL DATA

Parameter	LPKB 125 C1 aut tc 7540231			LPKB 125 C1 man tc 7540233		
	Value		Unit	Value		Unit
Voltage Phase Frequency Optional	230	1	V	230	1	V
frequency Power Current Speed Max.	50	60	~	50	60	~
temperature of transported air Max.	59	0.26	Hz	59	0.26	Hz
temperature of transported air when speed controlled	2570	80	Hz	2570	80	Hz
Sound pressure level at 3 m	80		W	80		W
Weight	47		A	47		A
Enclosure class	5.0		r.p.m.	5.0		r.p.m.
Insulation class, motor	44		°C	44		°C
Capacitor	F		°C	F		°C
Duct connection	2		dB(A)	2		dB(A)
Max. flow @ 0Pa	125		kg	125		kg
Max. pressure	110		IP	110		IP
Voltage range	382			382		
	220-240		μF	220-240		μF
			mm			mm
			l/s			l/s
			Pa			Pa
			V			V

PRODUCT INFORMATION SHEET

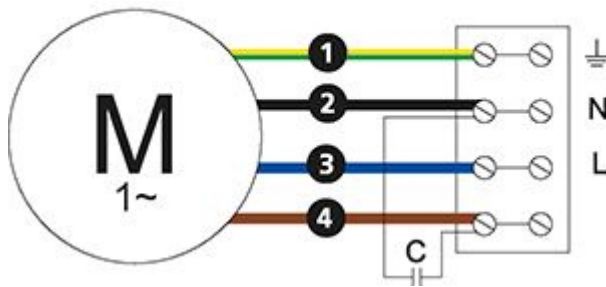
Parameter	Value	Unit
(a) Manufacturer	Östberg LPKB 125 C1	- -
(b) Model code	-25.9 C -10.4 E -53 A+	kWh/m
(c) SEC average climate	RVU / UVU Multi-speed	2 -
SEC average climate, class	drive	kWh/m
SEC warm climate	(accessory)	2 -
SEC warm climate, class	N/A	kWh/m
SEC cold climate	N/A	2 - -
SEC cold climate, class	303	
(d) Declared type	59	
	54	
(e) Type of drive	0.060	-
(f) Type of heat recovery	50	-
(g) Thermal efficiency	0.14	%
(h) Max. flow rate (@100Pa)	Local demand	m ³ /h
(i) Power at max. flow rate	control(accessory)/0.6	W
(j) Sound power level	5	dB LwA
(k) Reference flow rate		m ³ /s
(l) Reference pressure difference		Pa
(m) SPI		W/(m ³ /h)
(n) Type of control/ctrl factor		-
(o) External (and internal) leakage rate	0.99 (N/A)	%
(p) Mixing rate	N/A	-
(q) Visual filter warning	N/A	-
(r) Instruction supply/exhaust grilles	See manual	-
(s) Disassembly instructions	fsp.ostberg.com	-
(t) Airflow sensitivity	N/A	-
(u) Air tightness	N/A	m/s
(v) AEC	94	kWh

PRODUCT: LPKB 125 C1 ARTICLE NR: 7540231, 7540233 DATE: 03 October 2024

Parameter	Value	Unit
(w) AHS average	2830	kWh
AHS warmer	1280	kWh
AHS colder	5536	kWh

WIRING DIAGRAM

4040001



- Ⓜ = Fan Motor
- Ⓜ1 = Fan Motor
- Ⓜ2 = Fan Motor
- Ⓜ3 = Rotor Motor
- ① = Yellow/Green
- ② = Black
- ③ = Blue
- ④ = Brown
- ⑤ = White
- ⑥ = Orange
- ⑦ = Grey
- ⑧ = Red
- ⑨ = Green
- ⑩ = Violet
- ⑪ = Quick switch
- ⑫ = Yellow

DIMENSIONS

